

[54] CURSOR CONTROL FOR A COMPUTER SYSTEM

[75] Inventor: Pedro M. Alfonso, Delray Beach, Fla.

[73] Assignee: International Business Machines Corporation, Armonk, N.Y.

[**] Term: 14 Years

[21] Appl. No.: 18,052

[22] Filed: Mar. 6, 1987

[52] U.S. Cl. D14/114

[58] Field of Search D14/100, 106, 107, 113, D14/114-116; D13/12, 32, 38; D21/48, 153, 188, 189; 74/471 XY; 340/700, 706, 709-711; 200/5 A, 5 R, 6 A, 6 R; 341/22, 23; 273/148 B; 178/18, 19

[56] References Cited

U.S. PATENT DOCUMENTS

D. 280,725 9/1985 Ferrara, Jr. D14/114

D. 281,164 10/1985 Kim D14/114
D. 285,203 8/1986 Milroy et al. D14/114
D. 288,569 3/1987 Ida D14/114
4,550,316 10/1985 Whetstone et al. 340/709 X

Primary Examiner—Susan J. Lucas
Assistant Examiner—Freda S. Nunn
Attorney, Agent, or Firm—John C. Smith; Harold H. Sweeney, Jr.

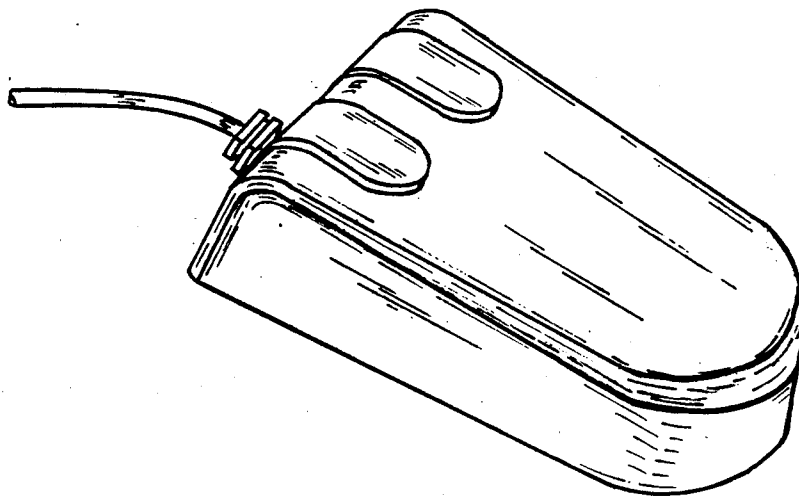
[57] CLAIM

The ornamental design for a cursor control for a computer system, as shown and described.

DESCRIPTION

FIG. 1 is a top, front, right, side perspective view of the cursor control for a computer system showing our new design.

FIG. 2 is a front elevational view thereof;
FIG. 3 is a rear elevational view thereof;
FIG. 4 is a right side elevational view thereof;
FIG. 5 is a left side elevational view thereof;
FIG. 6 is a top plan view thereof;
FIG. 7 is a bottom plan view thereof.






FIG. 1

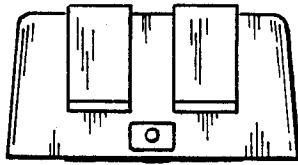


FIG. 2

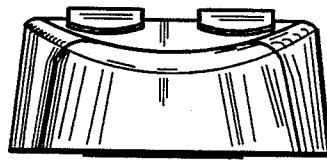


FIG. 3




FIG. 4



FIG. 5

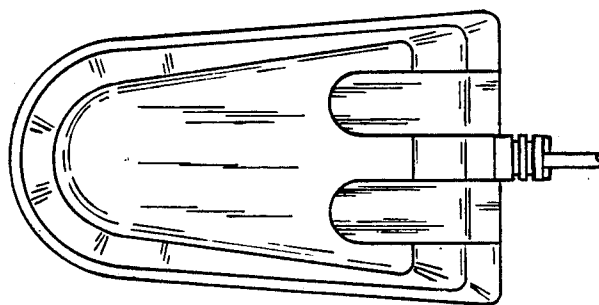


FIG. 6

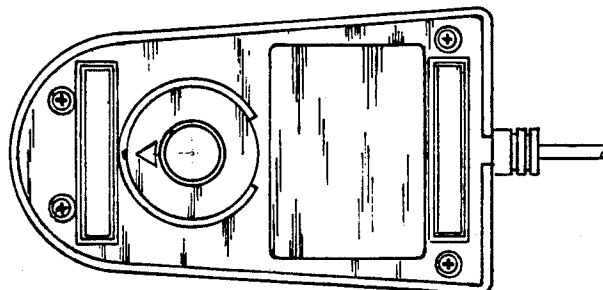


FIG. 7