

[54] MODULAR COMPUTER

[75] Inventors: William V. Cranston, III; Randall W. Martin, both of Boca Raton; Mark A. Young, Lake Worth, all of Fla.

[73] Assignee: International Business Machines Corp., Armonk, N.Y.

[\*\*] Term: 14 Years

[21] Appl. No.: 910,515

[22] Filed: Sep. 25, 1986

[52] U.S. Cl. .... D13/12

[58] Field of Search ..... D14/100-117; D13/40, 41, 32, 24, 12, 4, 10, 13, 34; D18/1, 2, 5, 6, 7, 8, 11, 13; 360/97, 98, 99, 132, 133, 99.02; 361/330, 331, 334, 335, 332, 348, 352, 380, 381, 390-395, 379, 384, 415, 426, 358, 2, 4, 9; 312/299, 304, 208, 270, 275, 253; 211/41, 26, 126; 174/50, 52 R; 200/5 A, 5 R, 6 A, 6 R; 235/375; 364/708

[56] References Cited

U.S. PATENT DOCUMENTS

D. 278,710	5/1985	Shimizu et al. ....	D13/12 X
D. 296,432	6/1988	Harris et al. ....	D13/12
4,672,511	6/1987	Meusel et al. ....	361/380 X

OTHER PUBLICATIONS

Computer Products, Oct. 1986, p. 13 (Modular Computer bottom left of page).  
Computer Products, Oct. 1986, p. 23 (Modular Modem System upper left side of page).  
Telephony, Jul.-Sep. 1983, p. 39 (Saturn II Digital PABX-foreground).  
United Technologies Mostek Brochure, 1984-inside front cover.

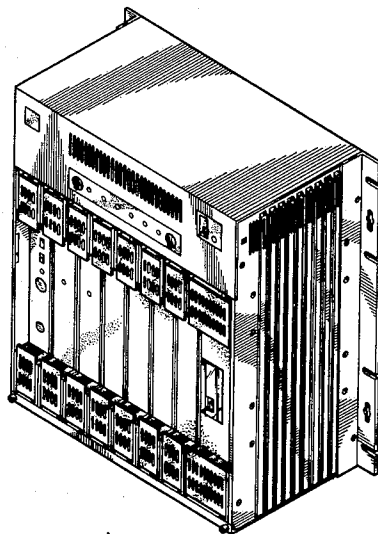
Primary Examiner—Susan J. Lucas  
Assistant Examiner—Freda Selma-Nunn  
Attorney, Agent, or Firm—Harold H. Sweeney, Jr.; John C. Smith

[57] CLAIM

The ornamental design for a modular computer as shown and described.

DESCRIPTION

FIG. 1 is a right, top front perspective view of the modular computer showing our new design;  
FIG. 2 is a front elevational view thereof;  
FIG. 3 is a rear elevational view thereof;  
FIG. 4 is a right side elevational view thereof;  
FIG. 5 is a left side elevational view thereof;  
FIG. 6 is a top plan view thereof;  
FIG. 7 is a bottom plan view thereof.



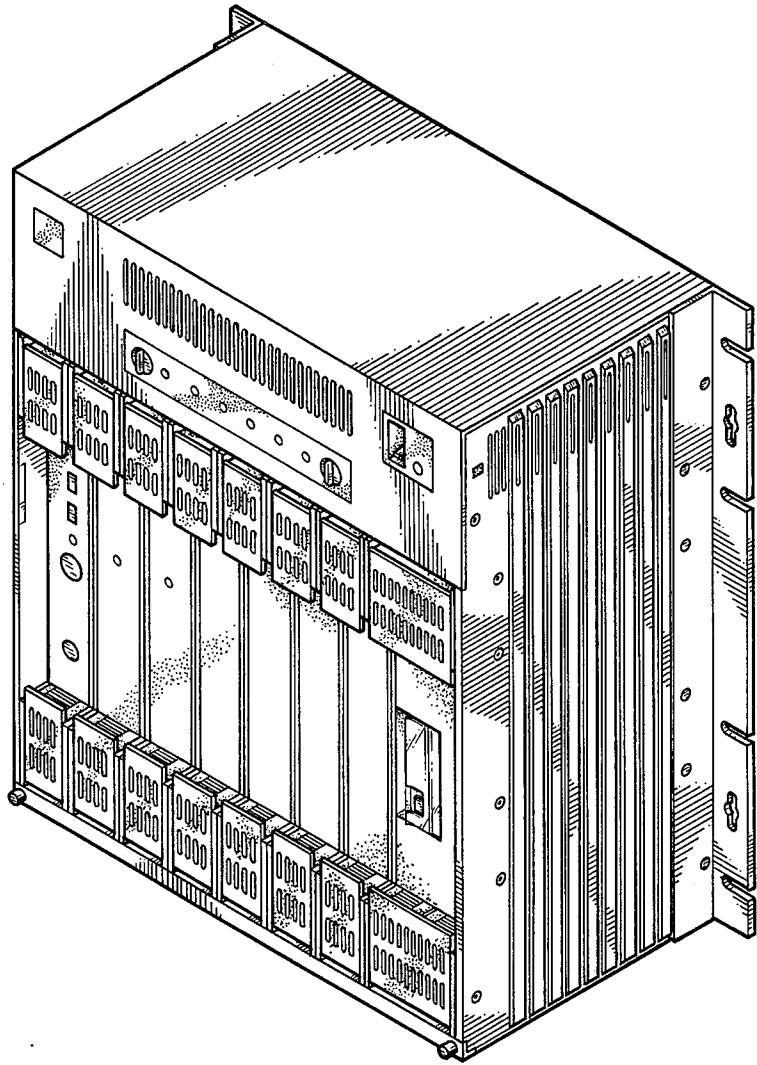


FIG. 1

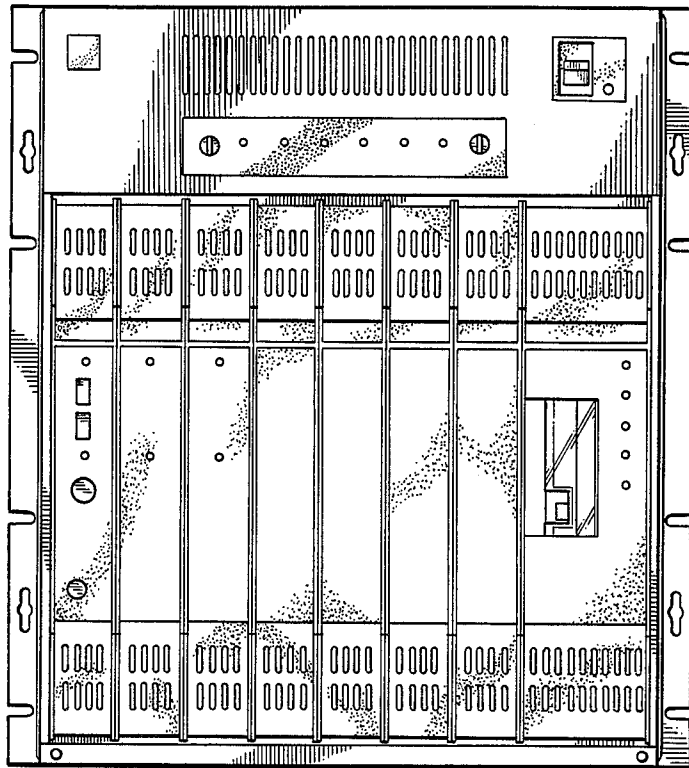


FIG. 2

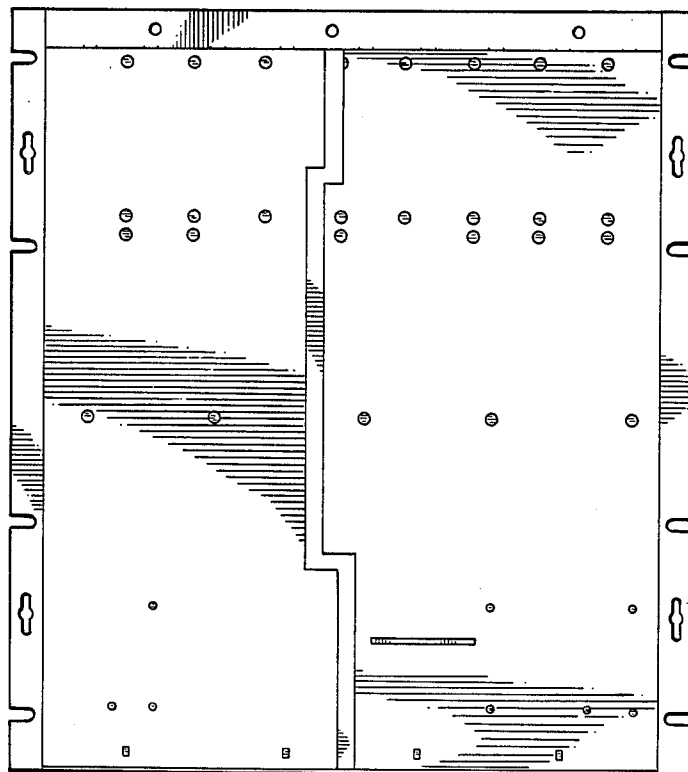


FIG. 3

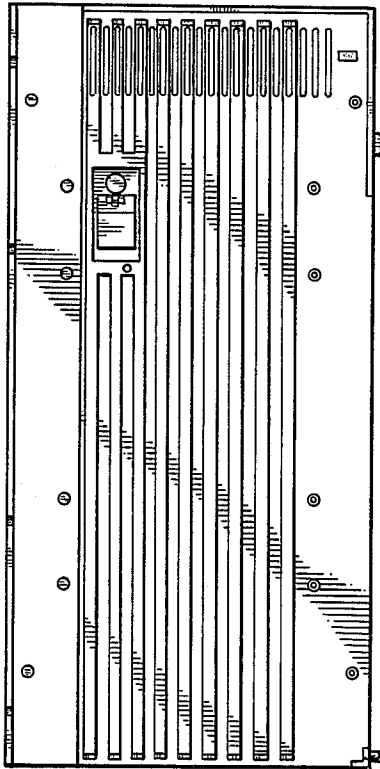


FIG. 5

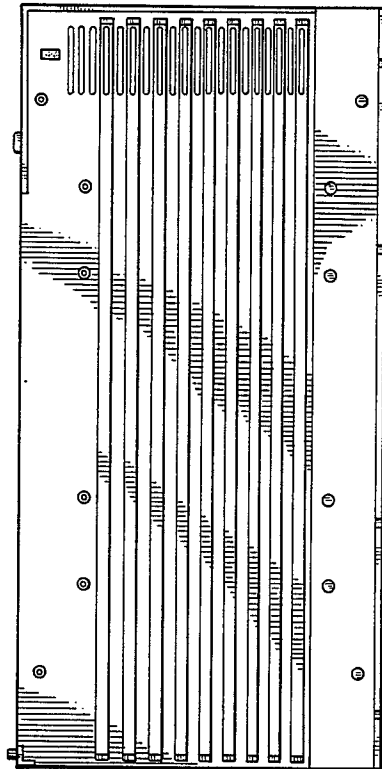


FIG. 4

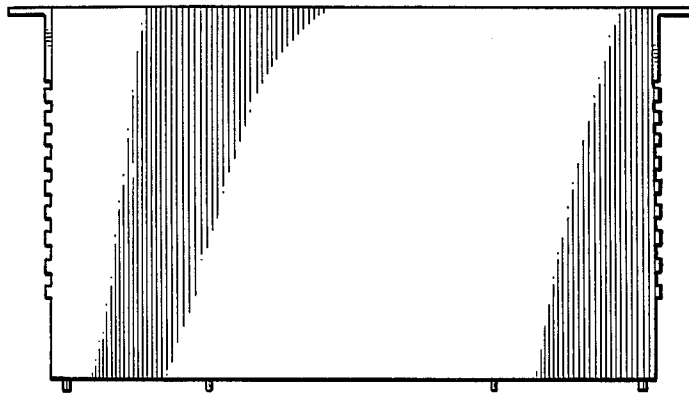


FIG. 6

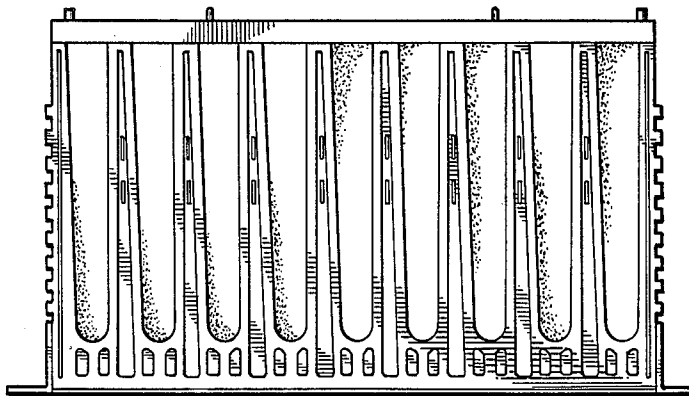


FIG. 7