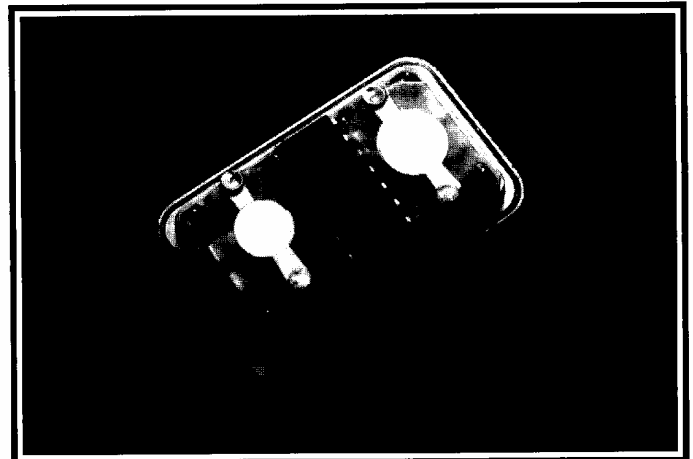
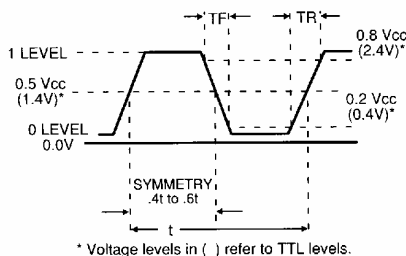


- Two Independent Outputs From 4 MHz to 60 MHz.
- High-Speed CMOS Output.
- TTL-Compatible: Drives up to 3 Standard TTL Loads.
- Saves Board Space.
- Hermetically Sealed in Metal Package.



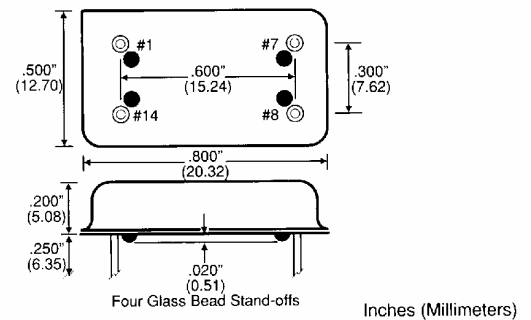
STANDARD SPECIFICATIONS:

Frequency Range:	4 MHz to 60 MHz
Operating Temperature Range:	0°C to 70°C
Overall Frequency Stability:	±0.01% (100ppm) Standard 50ppm to 1000ppm also available.
Input Voltage(Vcc):	5Vdc ±10%
Input Current:	10mA to 60 mA without load. (Varies with frequency and load)



Test Load:	50 pF (HC Device); 10-TTL +20 pF (TTL Device)
Output Symmetry:	60/40 to 40/60 (55/45 to 45/55 Typical)
Rise & Fall Times:	6nS Maximum with 3 TTL Load
Logic Level "1":	4.5 V Min.(HC Device) 2.4 V Min.(TTL Device)
Logic Level "0" :	0.5 V Max.(HC Device) 0.4 V Max.(TTL Device)
Sealing Method:	Resistance Weild
Leads:	Nickel Plated; Solder Dipped

DIMENSIONS DF1100



PIN	CONNECTION
-----	------------

1*	Output 1
7	Case Ground
8*	Output 2
14	Input(Vcc)

* Separate return required from each output.

Model	Frequency Stability 0°C to 70°C
-------	------------------------------------

DF1145	±0.005% (50 ppm)
DF1100	±0.01% (100 ppm)
DF1114	±0.05% (500 ppm)
DF1115	±0.1% (1000 ppm)

PART NUMBERING GUIDE

