



US00D348049S

# United States Patent [19]

[11] Patent Number: **Des. 348,049**

**Manabe et al.**

[45] Date of Patent: **\*\* Jun. 21, 1994**

[54] **PERSONAL COMPUTER**

[56] **References Cited**

[75] Inventors: **Yoshiyuki Manabe, Ebina; Tomoyuki Takahashi, Fujisawa, both of Japan; Richard F. Sapper, Milan, Italy**

### U.S. PATENT DOCUMENTS

D. 290,363 6/1987 Conway et al. .... D14/113  
D. 292,213 10/1987 Nezu et al. .... D14/113

[73] Assignee: **Internal Business Machines Corporation, Armonk, N.Y.**

*Primary Examiner*—Wallace R. Burke  
*Assistant Examiner*—Freda S. Nunn  
*Attorney, Agent, or Firm*—Bernard D. Bogdon

[\*\*] Term: **14 Years**

### [57] CLAIM

The ornamental design for a personal computer, as shown and described.

[21] Appl. No.: **859,540**

### DESCRIPTION

[22] Filed: **Mar. 27, 1992**

FIG. 1 is a perspective view of the personal computer with the front cover closed, showing our new design; FIG. 2 is a perspective view thereof with the front cover opened;

### [30] Foreign Application Priority Data

Sep. 30, 1991 [JP] Japan ..... 3-29081

[52] U.S. Cl. .... **D14/100**

[58] Field of Search ..... 235/145 A, 145 R;  
340/700, 706; 341/22, 23; 361/390, 394;  
364/708, 709.04; D14/100, 101, 106, 113, 115;  
D18/1, 7, 11, 12

FIG. 3 is a front elevational view thereof;

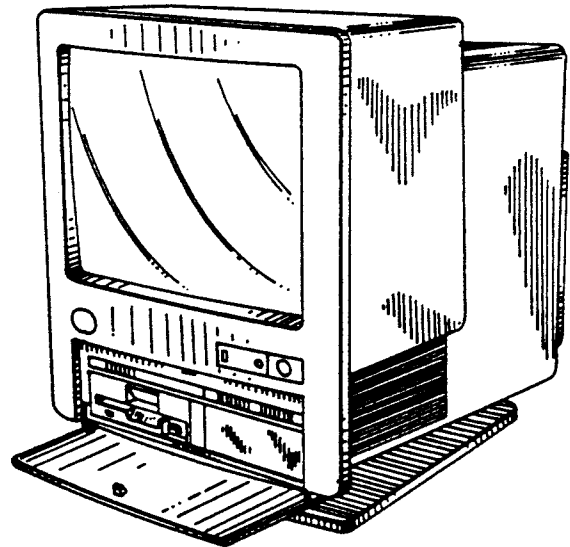

FIG. 4 is a rear elevational view thereof;

FIG. 5 is a top plan view thereof;

FIG. 6 is a bottom plan view thereof;

FIG. 7 is a right side elevational view thereof; and,

FIG. 8 is a left side elevational view thereof.






FIG. 1

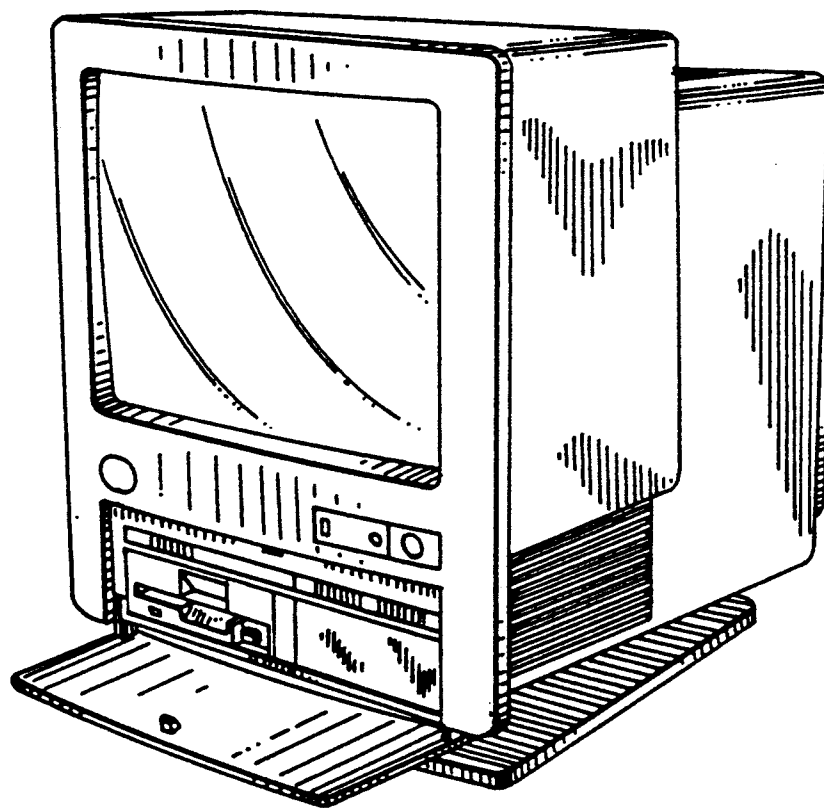


FIG. 2

FIG. 3

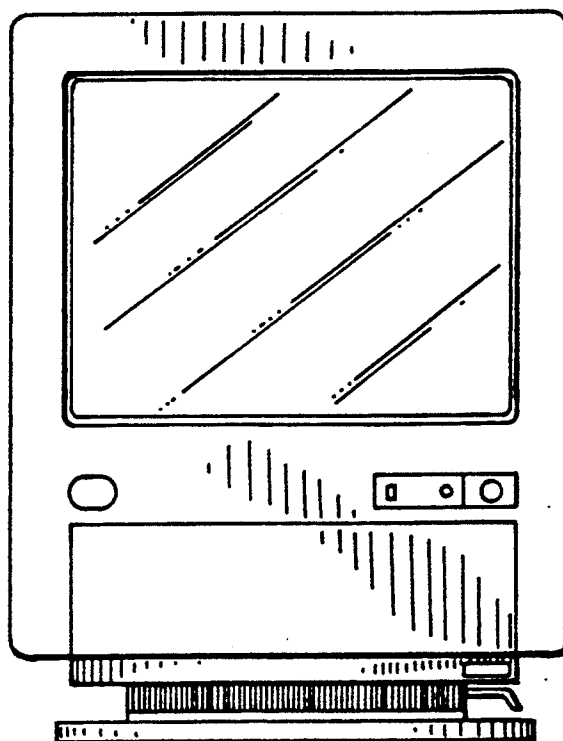


FIG. 4

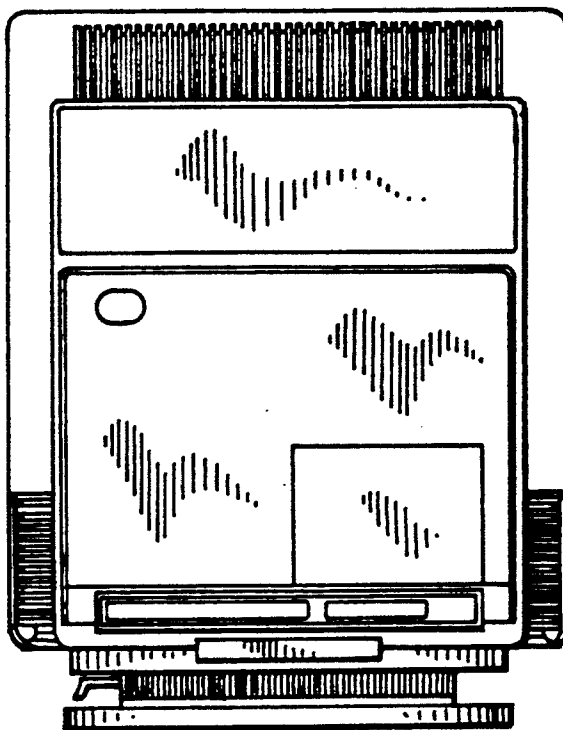


FIG. 5

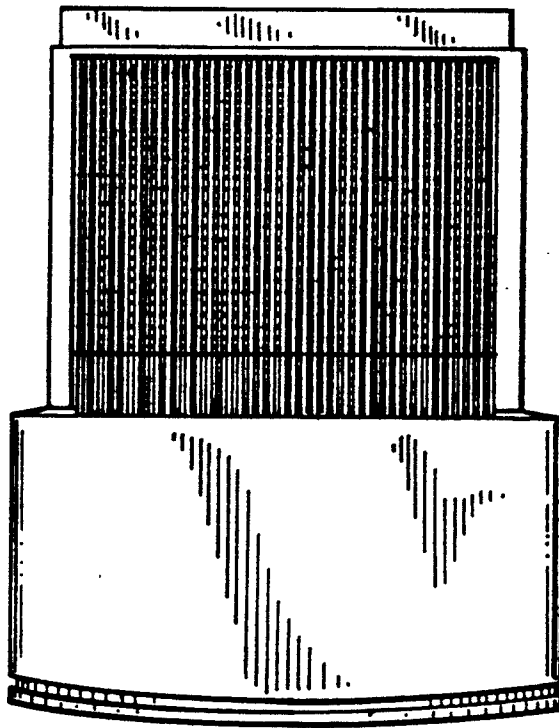


FIG. 6

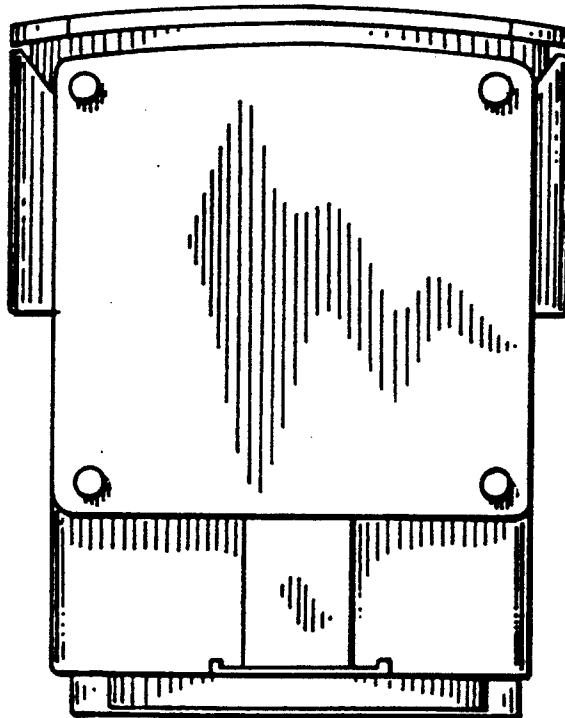


FIG. 7

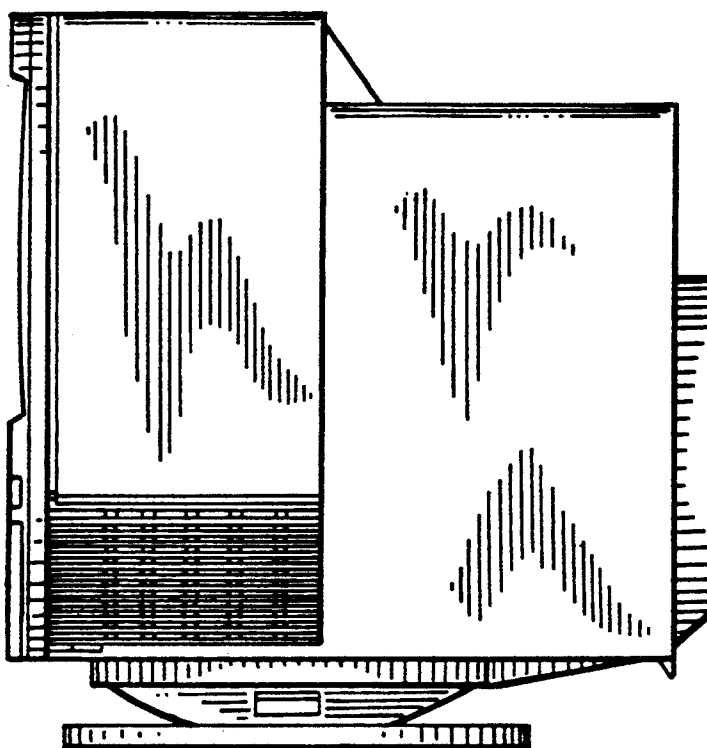


FIG. 8

