

- [54] DATA DISPLAY FOR COMPUTER
- [75] Inventors: Yoshiyuki Manabe; Kazuhiko Yamazaki, both of Kanagawa, Japan
- [73] Assignee: International Business Machines Corporation, Armonk, N.Y.
- [\*\*] Term: 14 Years
- [21] Appl. No.: 389,824
- [22] Filed: Aug. 3, 1989

[30] Foreign Application Priority Data

- Jun. 2, 1989 [JP] Japan ..... 1-3821
- [52] U.S. Cl. .... D14/113
- [58] Field of Search ..... D14/100, 101, 105, 106, D14/107, 113, 115, 124-126; 340/700, 706, 707, 711, 712; 341/22, 23; 358/248, 249, 254; 364/706-710.14, 200, 900; 248/917-923, 349, 371

[56] References Cited  
U.S. PATENT DOCUMENTS

D. 282,846	3/1986	Tsuburaya et al.	D14/113
D. 300,829	4/1989	Morgan	D14/113
D. 300,929	5/1989	Satherley	D14/113
D. 302,151	7/1989	Ji	D14/113
D. 310,829	9/1990	Suyama et al.	D14/113
D. 311,738	10/1990	Landry et al.	D14/113
D. 312,453	11/1990	Oh	D14/113

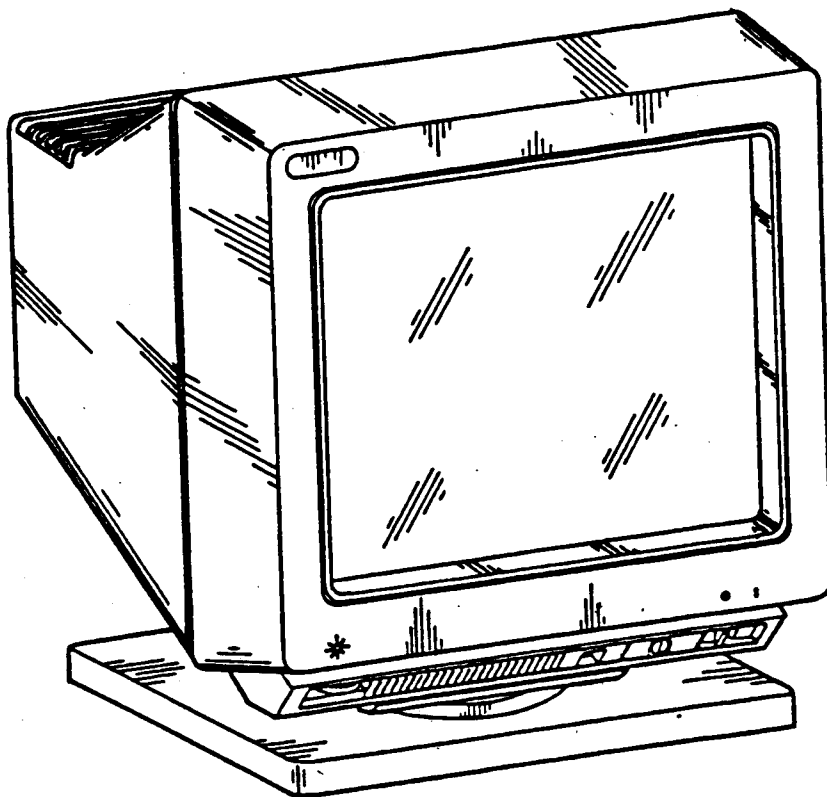
Primary Examiner—Wallace R. Burke  
Assistant Examiner—Freda S. Nunn  
Attorney, Agent, or Firm—Gerald R. Woods

[57] CLAIM

The ornamental design for a data display for computer, as shown and described.

DESCRIPTION

FIG. 1 is a top, front left side perspective view of a data display showing our new design; FIG. 2 is a front elevational view thereof; FIG. 3 is a rear elevational view thereof; FIG. 4 is a top plan view thereof; FIG. 5 is a bottom plan view thereof; FIG. 6 is a right side elevational view thereof; and FIG. 7 is a left side elevational view thereof.



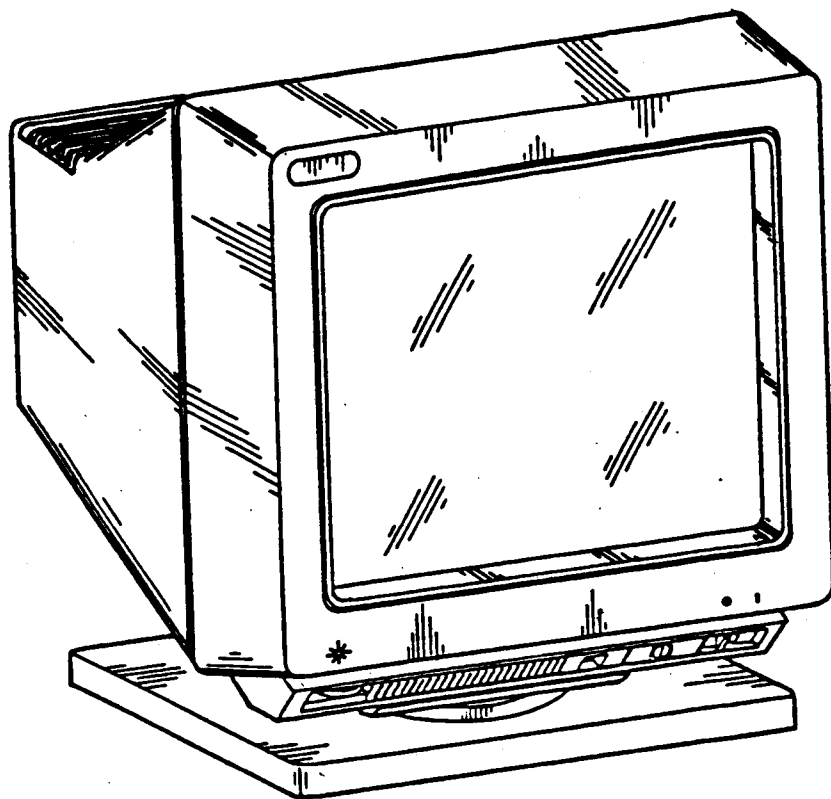


FIG. 1

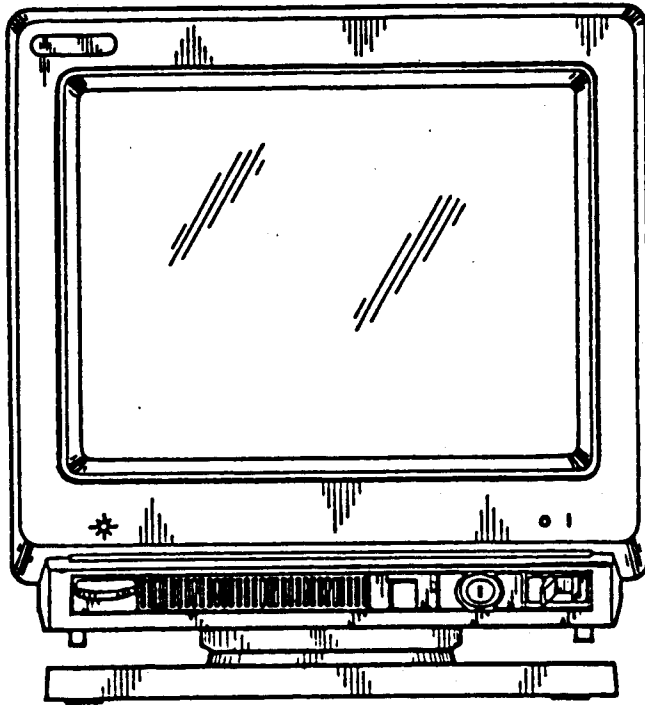


FIG. 2

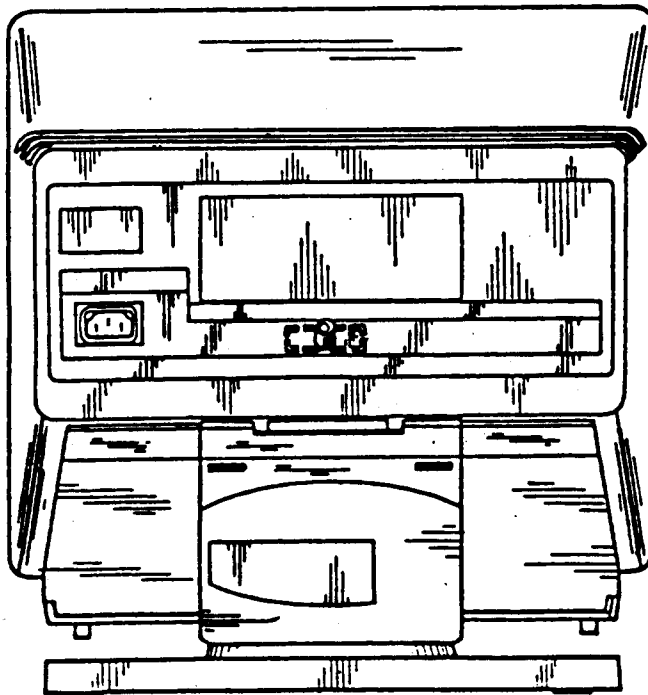


FIG. 3

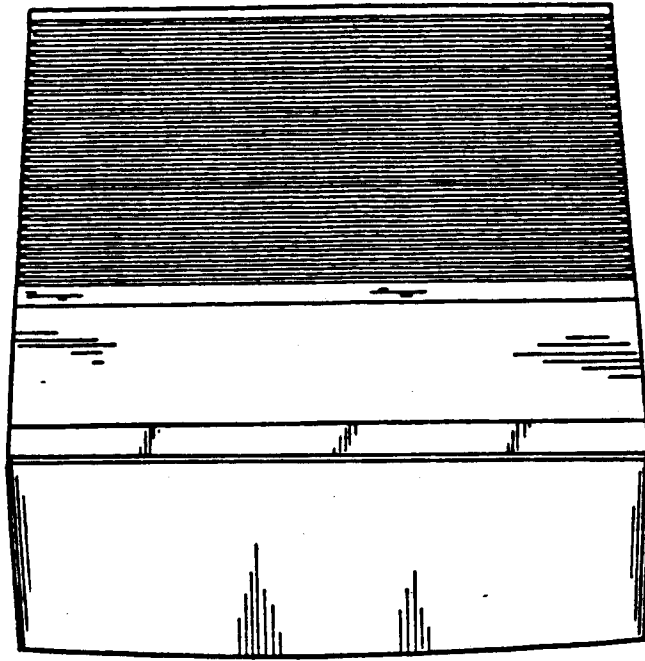


FIG. 4

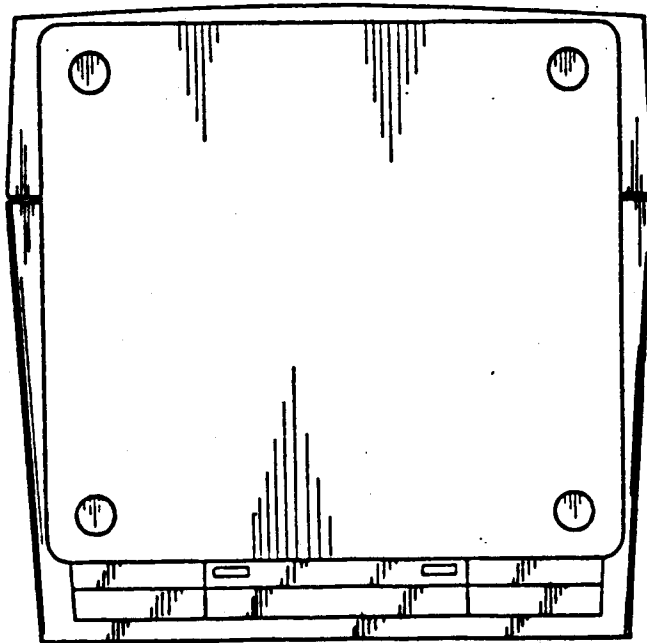


FIG. 5

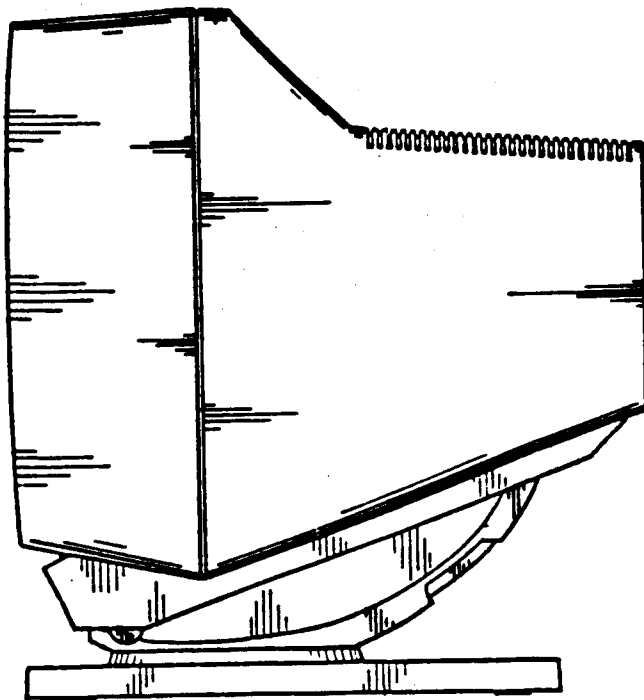


FIG. 6

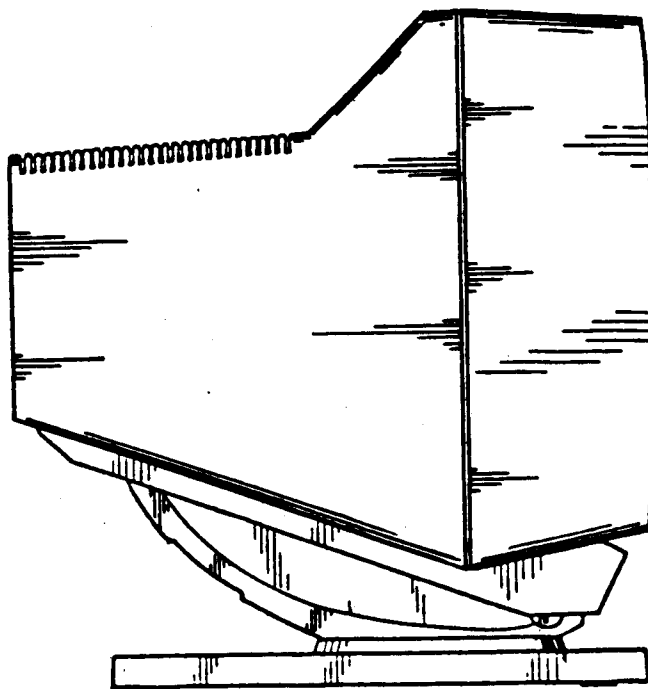


FIG. 7