

Disclaimer: This document was part of the DSP Solution Challenge 1995 European Team Papers. It may have been written by someone whose native language is not English. TI assumes no liability for the quality of writing and/or the accuracy of the information contained herein.

Multimode/Wireless Terminals: The Role of Semiconductor Providers

*Author: Edgar Auslander,
European Business Development Manager
SC Wireless Communications Business Unit*

*Digital Signal Processing Solutions
September 1996
SSSA003*



IMPORTANT NOTICE

Texas Instruments (TI) reserves the right to make changes to its products or to discontinue any semiconductor product or service without notice, and advises its customers to obtain the latest version of relevant information to verify, before placing orders, that the information being relied on is current.

TI warrants performance of its semiconductor products and related software to the specifications applicable at the time of sale in accordance with TI's standard warranty. Testing and other quality control techniques are utilized to the extent TI deems necessary to support this warranty. Specific testing of all parameters of each device is not necessarily performed, except those mandated by government requirements.

Certain application using semiconductor products may involve potential risks of death, personal injury, or severe property or environmental damage ("Critical Applications").

TI SEMICONDUCTOR PRODUCTS ARE NOT DESIGNED, INTENDED, AUTHORIZED, OR WARRANTED TO BE SUITABLE FOR USE IN LIFE-SUPPORT APPLICATIONS, DEVICES OR SYSTEMS OR OTHER CRITICAL APPLICATIONS.

Inclusion of TI products in such applications is understood to be fully at the risk of the customer. Use of TI products in such applications requires the written approval of an appropriate TI officer. Questions concerning potential risk applications should be directed to TI through a local SC sales office.

In order to minimize risks associated with the customer's applications, adequate design and operating safeguards should be provided by the customer to minimize inherent or procedural hazards.

TI assumes no liability for applications assistance, customer product design, software performance, or infringement of patents or services described herein. Nor does TI warrant or represent that any license, either express or implied, is granted under any patent right, copyright, mask work right, or other intellectual property right of TI covering or relating to any combination, machine, or process in which such semiconductor products or services might be or are used.

TRADEMARKS

TI is a trademark of Texas Instruments Incorporated.

Other brands and names are the property of their respective owners.

CONTACT INFORMATION

US TMS320 HOTLINE	(281) 274-2320
US TMS320 FAX	(281) 274-2324
US TMS320 BBS	(281) 274-2323
US TMS320 email	dsph@ti.com

Contents

Abstract	7
Product Support	8
World Wide Web	8

Multimode Wireless Terminals: the Role of Semiconductor Providers

Abstract

This document contains a presentation delivered by Edgar Auslander, European Business Development Manager of the SC Wireless Communications Business Unit at the First European DSP Education and Research Conference on September 25, 1996.



Product Support

World Wide Web

Our World Wide Web site at www.ti.com contains the most up to date product information, revisions, and additions. Users registering with TI&ME can build custom information pages and receive new product updates automatically via email.



Texas Instruments
ESIEE

The First European DSP Education and Research Conference
September 25, 1996

**Multimode Wireless Terminals:
the Role of Semiconductor Providers**

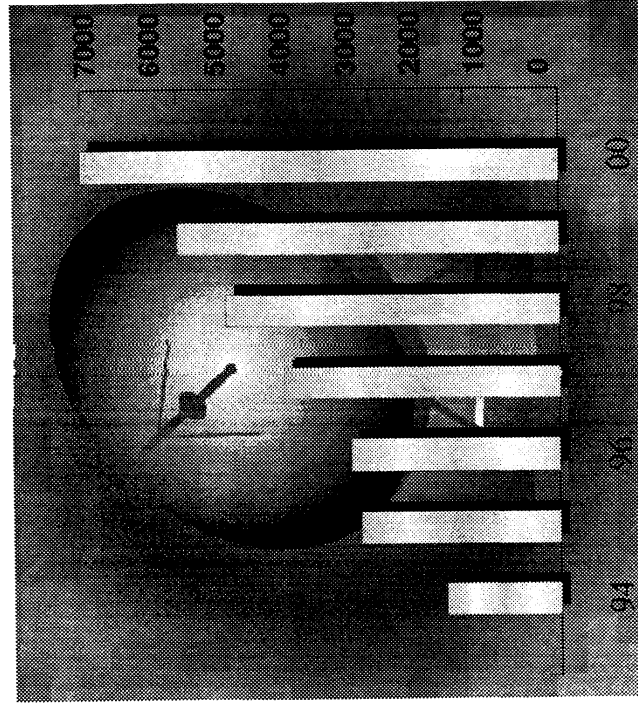
Edgar Auslander

European Business Development Manager
SC Wireless Communications Business Unit
Texas Instruments Incorporated



A Market Poised for Growth

- ❖ Tremendous growth potential: half the world has never placed a phone call
- ❖ Projections include analog & digital cellular, digital cordless phones & pagers
- ❖ IC TAM includes DSP solutions for Digital Base band, Analog Baseband and RF Products



Source: TI projections, \$ Millions





"In my business, minutes could cost millions. So, I need immediate and confidential communications."
Lynn A. Feulner
International Financial Consultant

"With wireless going digital, we needed a component supplier to take us from concept to volume quickly."
So Hoffner
President and CEO, Ericsson Inc.

A high-growth market exists: wireless communications. Texas Instruments is creating sound ideas in digital signal processing solutions. In fact, our DSP Solutions help enable breakthrough features that provide voice, data, digital compression, better secure transmission, and ultra-low power consumption for the ultimate in portable communication.

To meet the never-ending quest for better performance, longer battery life and consistency, we've created digital wireless standards like IS-54, GSM and TDMA, the world's leading manufacturers

or have to fit in to TI's cause: our DSP Solutions road map will take their to the next generation products and beyond.

Through TI's system-level components and Texas Instruments' design expertise, the world's first handheld IS-54B digital cellular phone was created — two weeks ahead of schedule and six months ahead of industry expectations. Our technology, available in DSP Solutions allows our customers' technology to follow an integrated path that reduces their system to just a few chips, substantially lowering costs. This, our goal.


manufacturing capability, services, continuity and a rapid ramp to volume in your cost-effective

From wireless communications to next computing, TI DSP Solutions are changing the way we live, learn, work and play. Sounds pretty good, doesn't it?

Put us on the Internet at www.ti.com



We're bringing together DSP Solutions that sound good to our customers. And theirs.



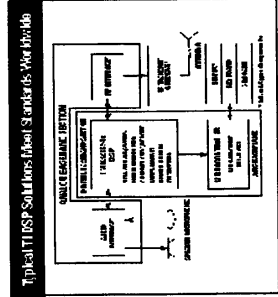
"I go for days without the opportunity to recharge, so I need the power to keep up."
—Rick Weiler, CEO, The Sprint Air Party System

"We needed a DSP Solution that would dramatically increase talk time, reduce size and still meet standards world wide."
—Rick Weiler, CEO, The Sprint Air Party System

The global manufacturing and technical support capabilities of TI extend on-time delivery and skills a right ramp to volume in key product markets. So maximize your market power with TI DSP Solutions.

For your sales drive and a smaller, representative, customer set, contact TI at 1-800-772-8888, ext. 6005, or ti@ti.com for the latest TI DSP Solutions.

EXTENDING YOUR REACH



Longer talk and standby times, smaller hardware, global job terms. These breakthroughs are coming from leading wireless communications manufacturers like Nokia. And TI DSP Solutions from Texas Instruments are making them happen.

TI has the key technologies for tomorrow's wireless designs. High-performance, low-power DSP and microcontroller cores on a high-density ASIC to optimize volume chip count. On-chip memory, including flash, allows reprogrammable DSPs for easy prototyping. There are many signal paths to with DSP products (higher conversion and filtering). And system modules (which) you've stream separate to pull it all together.

TI DSP SOLUTIONS
Maximize your power with DSP Solutions from TI



Do You Speak Esperanto ?

- **Analog Cellular**
 - ▾ AMPS, TACS, NMT
- **Digital Cellular**
 - ▾ GSM, IS54x, IS136, IS95, PDC
- **Analog Cordless**
 - ▾ CT0, JCT, CT1
- **Digital Cordless**
 - ▾ DECT, PHS, CT2/CT2+, PACS
- **PMR**
 - ▾ Tetra, Tetrapol, Rubis, SMR
- **PCS**
 - ▾ PCS1900, PCS 136+, PCS CDMA, DCS1800
- **Satellite**
 - ▾ Globalstar, Iridium, Leo, Inmarsat ...
- **Wireless Data**
 - ▾ ERMES, CDPD, Mobitex, Ardis, IEEE802.11, Pocsag



UMTS? FPLMTS?

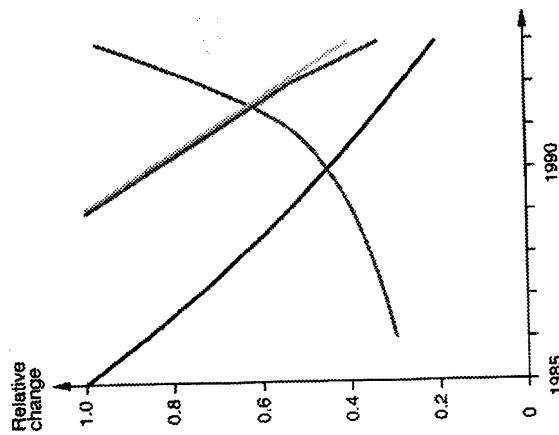


Churchill, with his cigar and his mobile phone






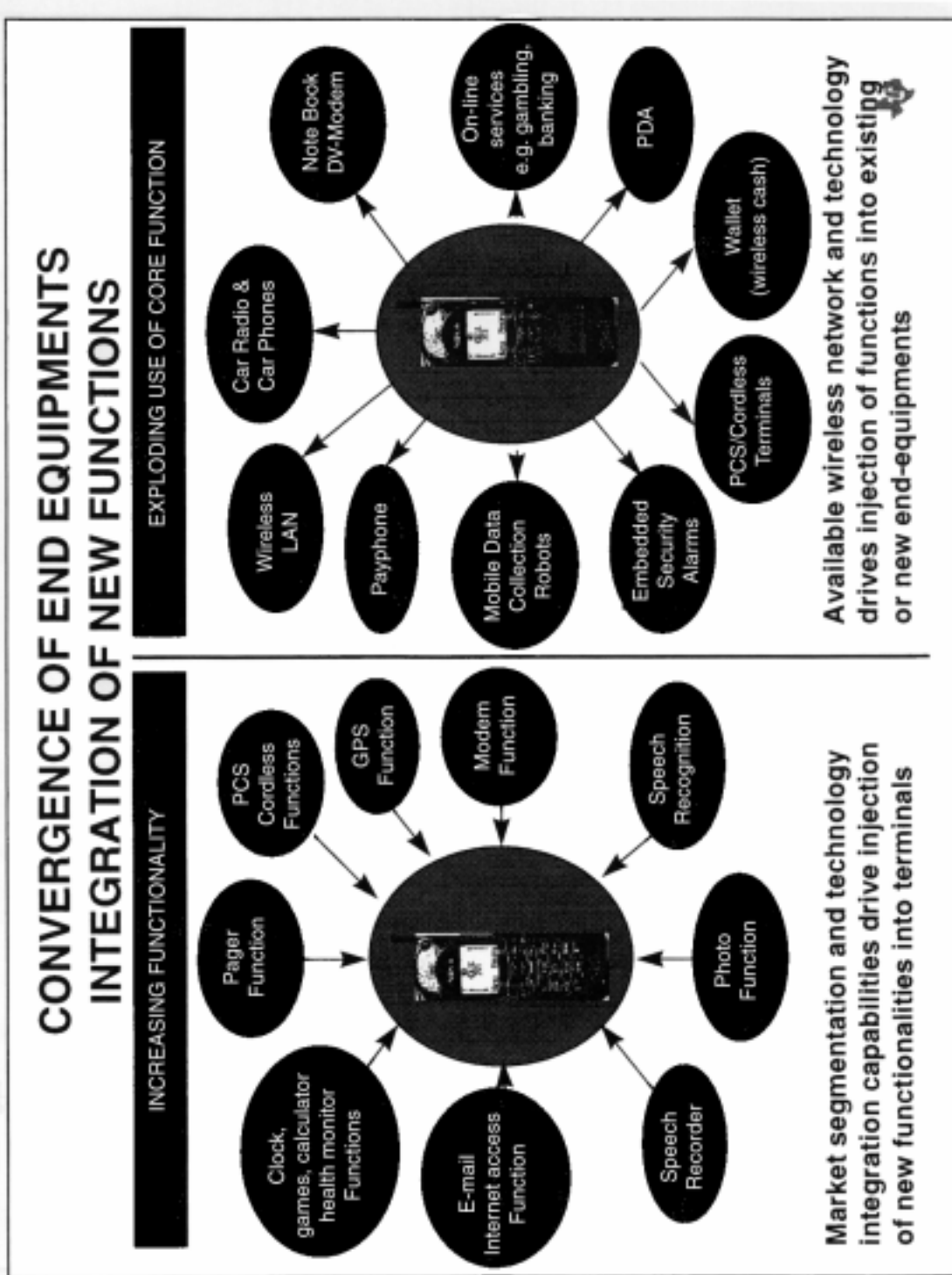
Size, Weight, and Price Decrease while Functionnalities, Talk and Standby times Increase



The figure depicts the fast reduction in volume, weight and price (current level) for Ericsson's mobile phones during the last few years and the corresponding increase of battery life

..... Weight
 - - - - - Volume
 _____ Talk time
 - . - . - Price

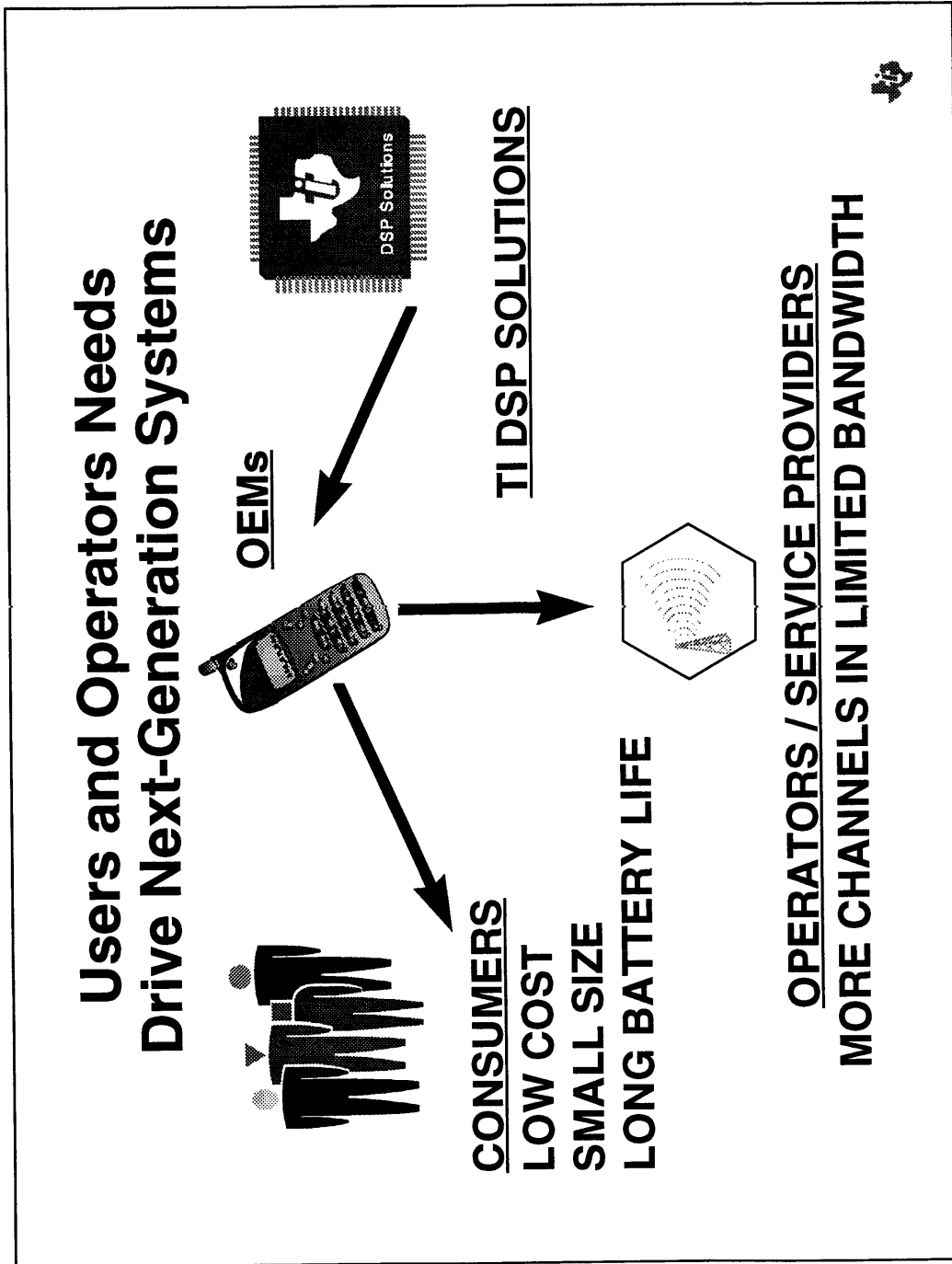


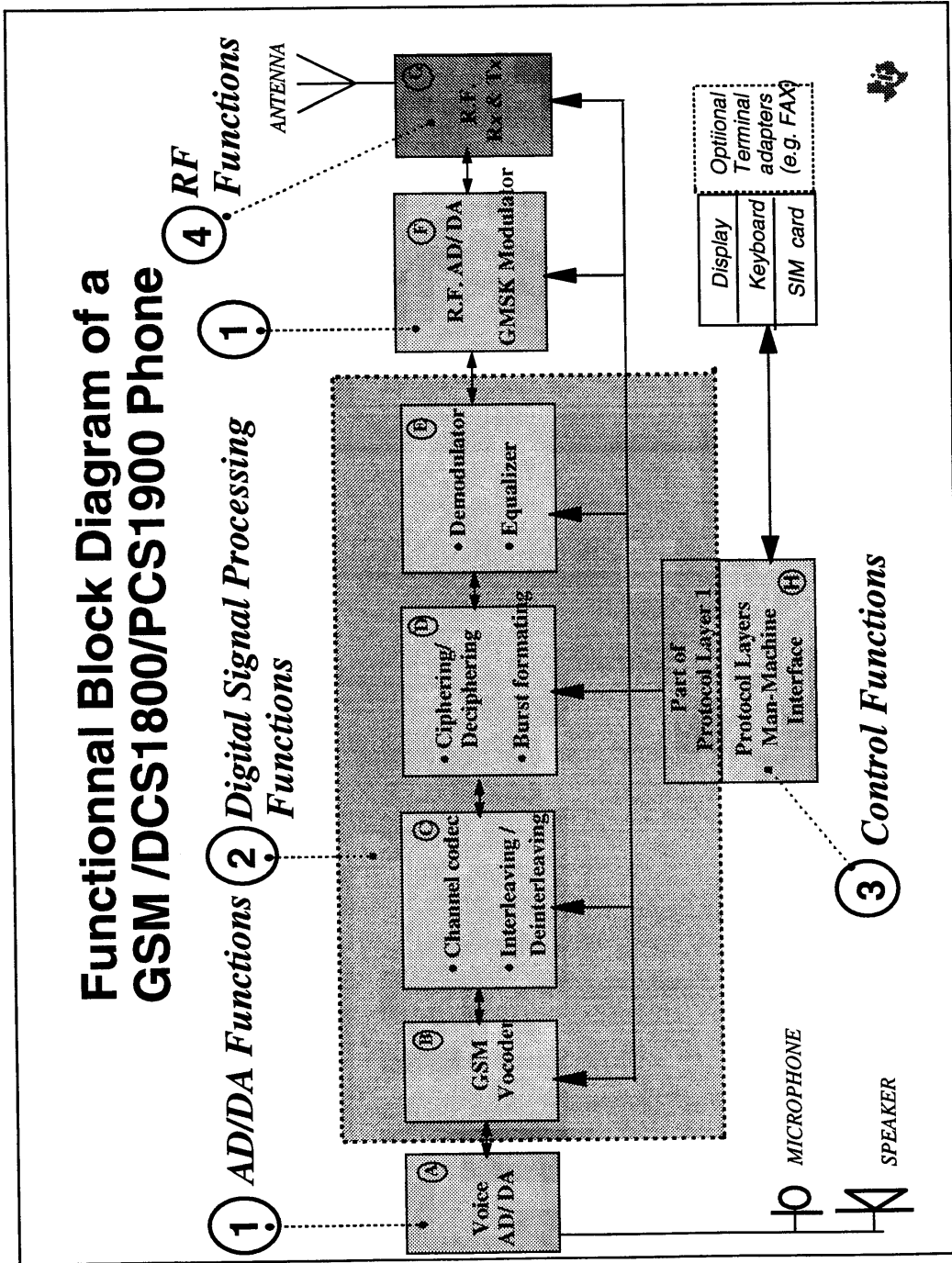




Wireless Coms: What's Next?









Discussion Topics

- ❖ **Why are multimode terminals valuable in the wireless world?**
- ❖ **Which combinations make the most commercial sense?**
- ❖ **What are the impacts and efficiencies of combining multiple modes in a single handset?**
- ❖ **What options can semiconductor manufacturers offer to mitigate the multimode impact?**





**During the day:
Different environments, different services needed**

- **At Home**
 - u Private indoor access point
 - ▼ low-power transmitter and very good audio quality
- **On the way to the Office**
 - u Public cellular system adapted to vehicle speed
 - ▼ Medium to high power transmitter, good audio quality is acceptable
- **At the Office**
 - u Company facilities access to Wireless PBX
 - ▼ low-power transmitter, good to very good audio+data



Key Combinations

- ❖ **Public/Private Combinations**
- ◆ **GSM Based Combinations**
 - ◆ GSM 900 plus DECT
 - ◆ DCS 1800 plus DECT
 - ◆ PCS 1900 plus DECT
 - ◆ PCS 1900 plus ISM cordless
 - ◆ PCS 1900 plus AMPS
- ◆ **Other Technologies**
 - ◆ AMPS based “Telego” service
 - ◆ IS 136 Home Basestation
 - ◆ IS 95 Home Basestation





One Concept, Three Motivations

Small Cells and Large Cells: Why?

❖ (User)

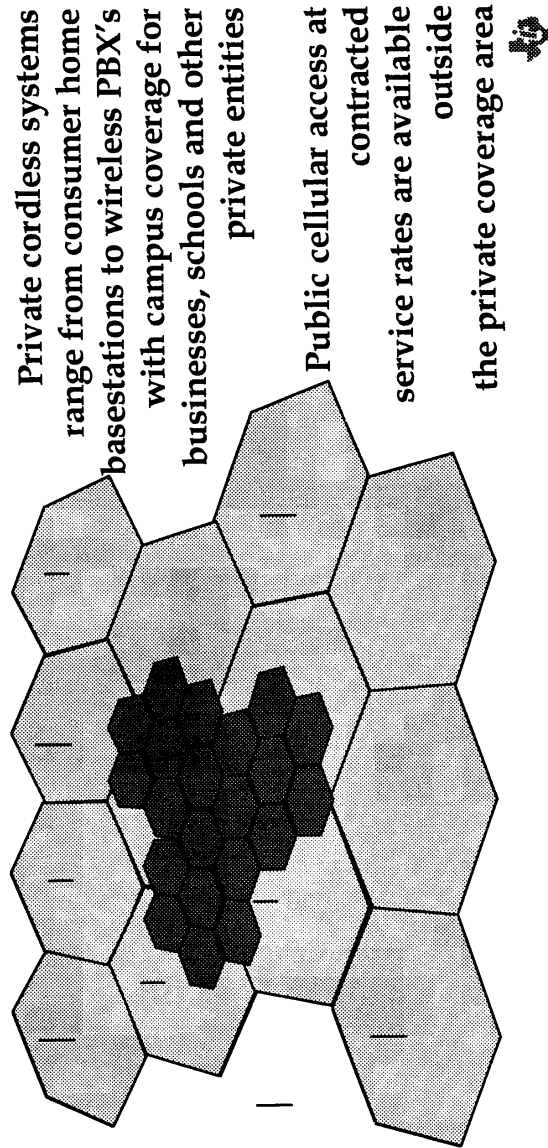
1. Air time free (private) or not (public)





Public /Private Systems Allow Users to Manage Airtime Costs

❖ Multimode terminals allow users to use cordless service without airtime charge and public cellular when out of cordless coverage





One Concept, Three Motivations


Small Cells and Large Cells: Why?

- ❖ (User)
 1. Air time free (private) or not (public)
- ❖ (Service Provider)
 2. Extend service area
- ❖ (Both)
 3. Ultimate (global) coverage



Small Coverage/Large Coverage Combinations

New services based on high capacity, small cell technology can offer expanded coverage via multimode phones that “roam” to the established large cell service once the user has crossed out of the home system.



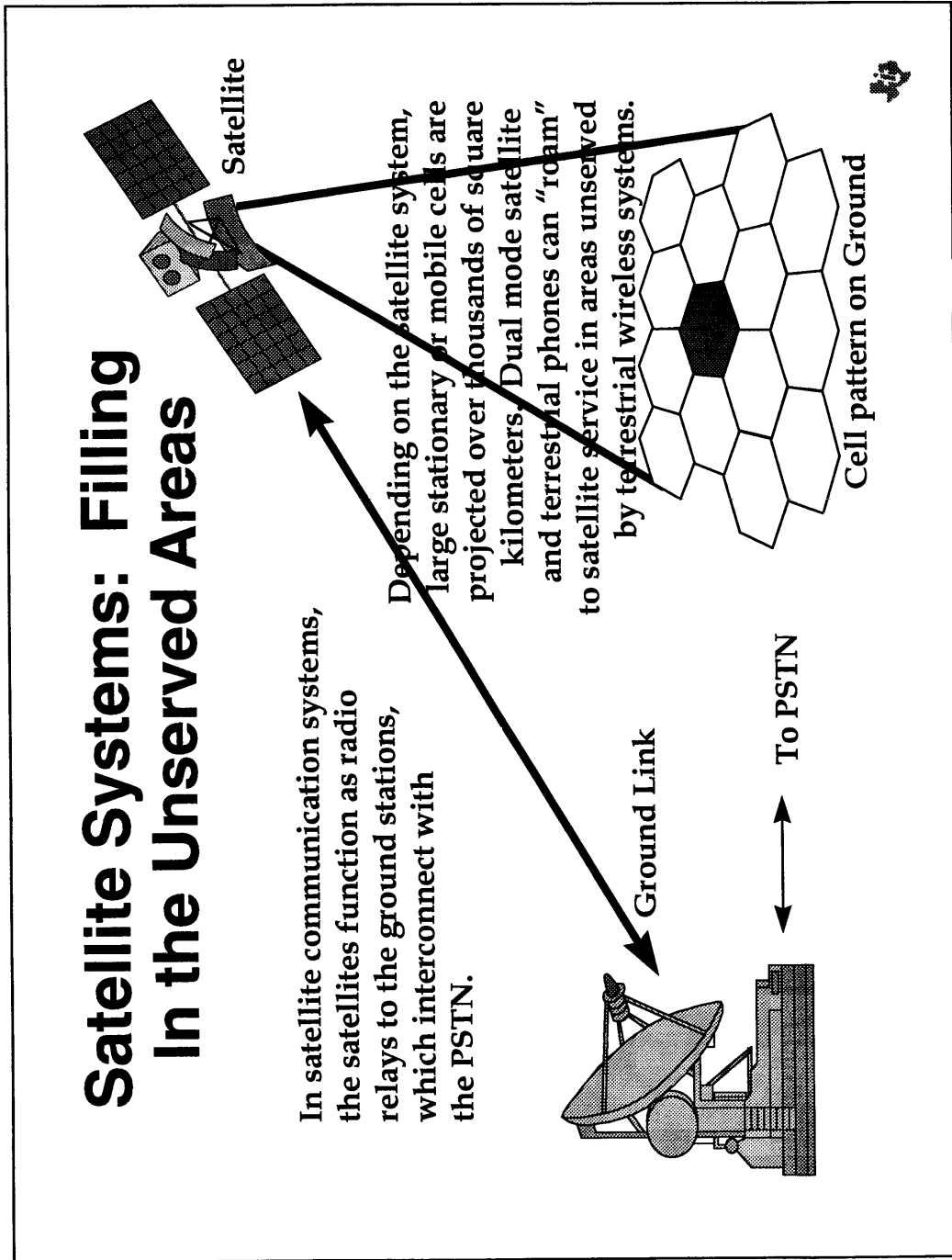


One Concept, Three Motivations

Small Cells and Large Cells: Why?

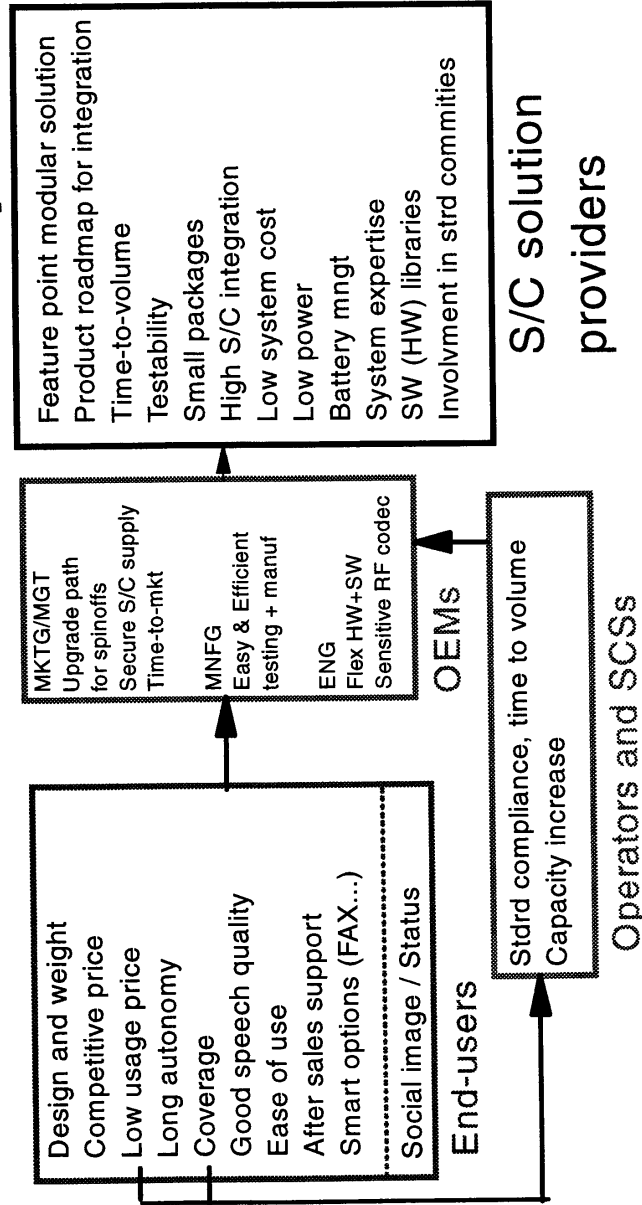
- ❖ (User)
 1. Air time free (private) or not (public)
- ❖ (Service Provider)
 2. Extend service area
- ❖ (Both)
 3. Ultimate (global) coverage







The Careabouts and their Impact



The needs for multimode terminals and their impacts

- **THE NEEDS:**
 - Diversity of standards
 - Indoor, Outdoor, Private, Business
 - Different environments, different services, Different access technologies
- **THE IMPACTS:**
 - Soft Terminals
 - Soft Base stations
 - Integration of interoperability
 - Roaming,
 - Handover at different speeds
 - Billing
 - Authentication
 - Type approval issues
 - Frequency licensing issues
 - Economics





Preserving competitive price, form-factor and...

Technological area	Issues for multimode
Antenna	multi-band integration
Radio	Multi-band Multi-band width
Baseband	Soft platform, DSP+MCU+ASIC integration, Support of multiple vocoders, modulation schemes, etc.
MMI	Ease of use of multimode Transparency to user
Algorithms	Power savings and ctrl Best access technology selection and download
Software	Multi-standard management



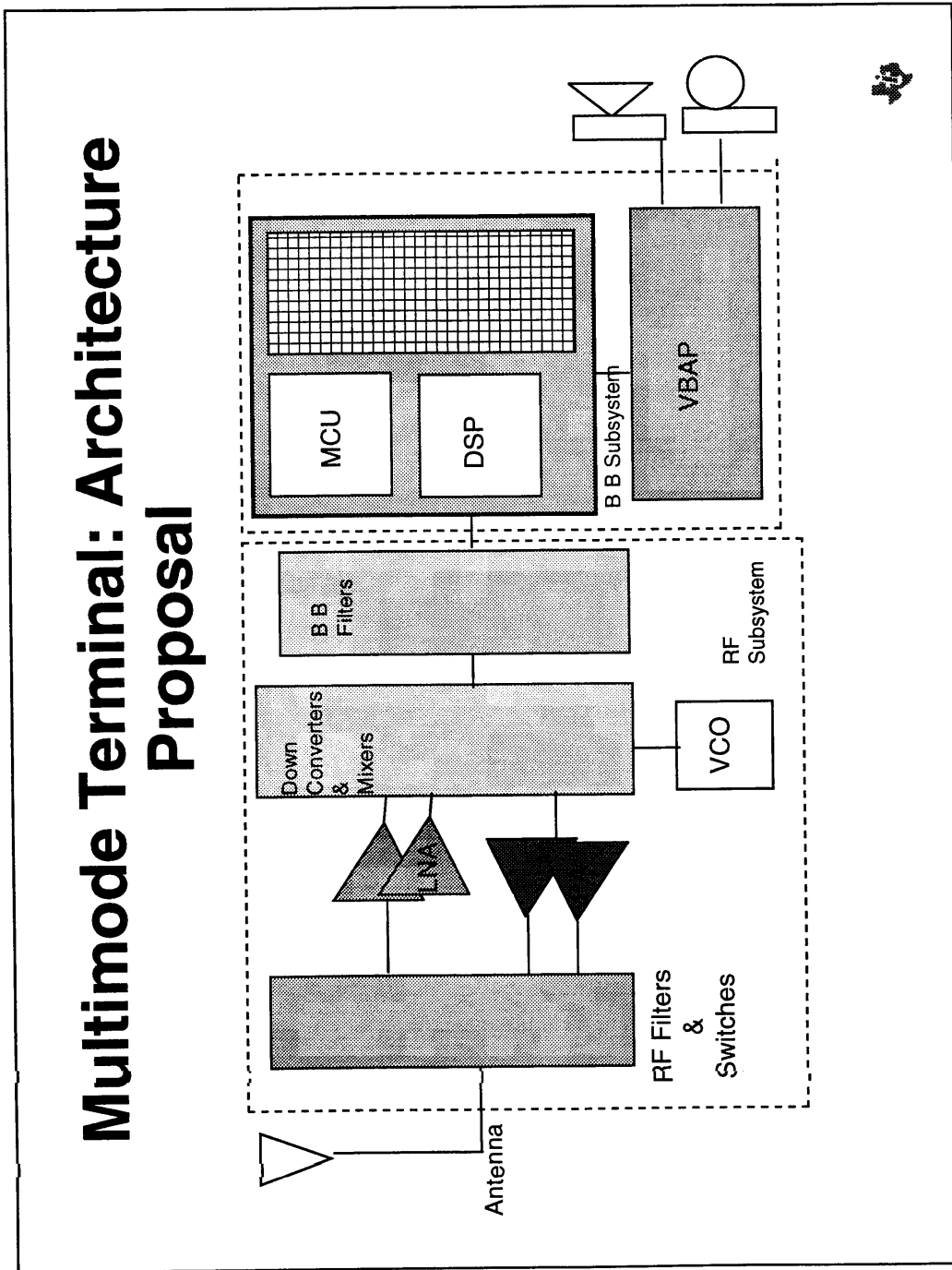
Flexible Handset Architecture Approaches

- ❖ **Multimode design strategy requires *hardware reuse* where possible**
- ◆ **RF subsystems need to accommodate broad ranges or dual band operation**
- ◆ **RF and Voice Band Codecs can be unaffected with proper system design**
- ◆ **Digital Baseband must accommodate software for each mode (more memory)**
- ◆ **Microcontroller must process a superset of system commands and must be capable of “preferring” one service over the other**





Multimode Terminal: Architecture Proposal



Example Implementation - GSM plus DECT

- ❖ **Typical DECT is simple with a few integrated components**
- ❖ **GSM utilizes DSP and Microprocessor**
- ❖ **Multimode terminal uses GSM processors to implement DECT functions**
- ❖ **While some integration is possible, it is mainly a dual radio with a single baseband**
- ❖ **Microcontroller must automate the preference for DECT when it is available**
- ❖ **Final result is slightly more complex and more costly than GSM alone**





Summary and Conclusions

- ❖ **Multimode terminals do have a place in the current wireless communications marketplace which will grow in the next few years**
- ❖ **The combinations that make sense will be ones where the economic value to end customers overcomes the increased cost introduced by multimode operation**
- ❖ **Product planning that takes advantage of DSP and advanced microprocessor abilities to support multimode operation in software will mitigate the impact of multimode terminal inefficiency and reduce the barrier to successful product introduction**

